

# ELEVATE TO THE NEXT LEVEL OF PERFORMANCE

ISO 9001:2008 CERTIFIED COMPANY  
APPROVED BY GOVT. OF KARNATAKA



OUR GLOBAL TECHNOLOGY PARTNERS



Modern buildings demand comfort and convenience, and elevators are an integral part of this infrastructure, ensuring seamless movement of people and goods across floors. At Silicon Elevators, we specialize in the design, manufacturing, installation, and maintenance of premium elevators for diverse applications. Built with the latest technology, our elevators combine elegant designs with flexible carrying capacities, tailored to meet specific customer requirements. Our range includes traction elevators, hydraulic lifts, and service elevators, all engineered to comply with stringent industry safety standards. With a 5-year performance warranty, Silicon Elevators assures you of reliability and quality every step of the way.



**Silicon Elevators** is a leading provider of complete elevator solutions, offering both an extensive range of services and customized elevator systems. Incorporated in 2012, the company is ISO 9001:2008 certified and recognized by the Government of Karnataka. Guided by the vision of Mr. A. T. Shashikanth, a seasoned entrepreneur, and supported by a highly trained technical team, Silicon Elevators excels in every aspect of elevator manufacturing, installation, servicing, and quality management. With a proven track record of excellence, the company is trusted by clients across residential, commercial, industrial, and institutional sectors.

# CABIN DESIGN



GOLD DESIGN CABIN



SS CABIN



GOODS ELEVATOR



HYDRAULIC ELEVATOR



MS TELESCOPIC DOOR



HOSPITAL ELEVATOR



SS HAIRLINE FINISH CABIN



CAPSULE ELEVATOR



SS GLASS DOOR



# ACCESSORIES

Gearless Motor



Gear Motor



Home Lift Motor



Hydraulic Kit



Controller



ARD



Hydraulic Compressor



COP and LOP  
Regular



COP and LOP  
Touch Panel





# ELEVATOR HOIST

## PASSENGER ELEVATORS

Load		Car Inside		Lift Well		Entrance	Machine Room		Door Type
Persons	Kg	A	B	C	D	E	K	L	L
4	272	1100	700	1600	1200	800	3100	3600	Manual
5	340	1100	900	1600	1400	800	3100	3600	Manual
6	408	1100	1000	1600	1500	800	3100	3900	Manual
8	544	1300	1100	1800	1600	800	3300	4050	Manual
4	272	1100	700	1600	1350	700	3100	3850	Automatic
5	340	1100	900	1600	1500	700	3100	4000	Automatic
6	408	1100	1000	1900	1600	800	3400	4100	Automatic
8	544	1300	1100	1900	1900	800	3400	4400	Automatic
10	680	1350	1300	1900	2100	800	3400	4600	Automatic
13	844	2000	1100	2500	1900	900	4000	4400	Automatic
16	1088	2000	1300	2500	2100	1000	4000	4600	Automatic
20	1360	2000	1550	2500	2400	1000	4000	4900	Automatic
26	1768	2100	1800	2600	2500	1100	4200	5000	Automatic

## FREIGHT ELEVATORS

Load		Car Inside		Lift Well		Entrance	Machine Room		M/C Room
Load in Kgs		A	B	C	D	E	K	L	Height
800		1550	1500	2000	2000	900	2500	4500	2300
1000		1400	1800	2300	2100	1400	2500	4600	2300
1500		1700	2000	2600	2300	1700	2600	4800	2300
200		1700	2500	2600	2800	1700	2600	5300	2300
2500		2000	2500	2800	2750	2000	2800	4700	2300
3000		2000	3000	2900	3300	2000	2900	5800	2300
4000		2500	3000	3400	3300	2500	3400	5800	2300
5000		2500	3600	3400	3900	2500	3400	6400	2300

\* Clear Entrance width is based on Vertical Lifting Car Door and Vertical Bi-parting doors. For Collapsible Mid Bar Doors. The clear entrance width will be reduced by 200mm (max 1200mm)

## HOSPITAL ELEVATORS

Load		Car Inside		Lift Well		Entrance	Machine Room		M/C Room
Persons	Kg	A	B	C	D	E	K	L	Height
15	1020	950	2400	1700	3000	800	3700	5500	2300
20	1360	1300	2400	2200	3000	1200	4200	5500	2300
20	1768	1600	2400	2350	3000	1200	4350	5500	2300


## SERVICE ELEVATORS / DUMB WAITER

Load		Car Inside		Lift Well		Entrance	Machine Room		M/C Room
Load in Kgs	M.P.S	A	B	C	D	E	K	L	Height
100	0.50	700	700	1200	900	700	1200	1150	2300
150	0.50	800	800	1300	1000	800	1300	1150	2300
200	0.50	900	900	1400	1100	900	1400	1150	2300
250	0.70	1000	1000	1500	1200	1000	1500	1200	2300

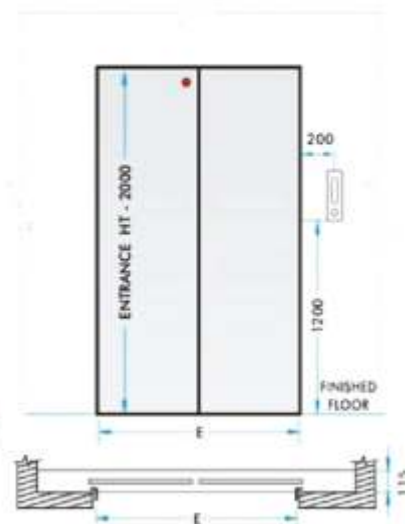
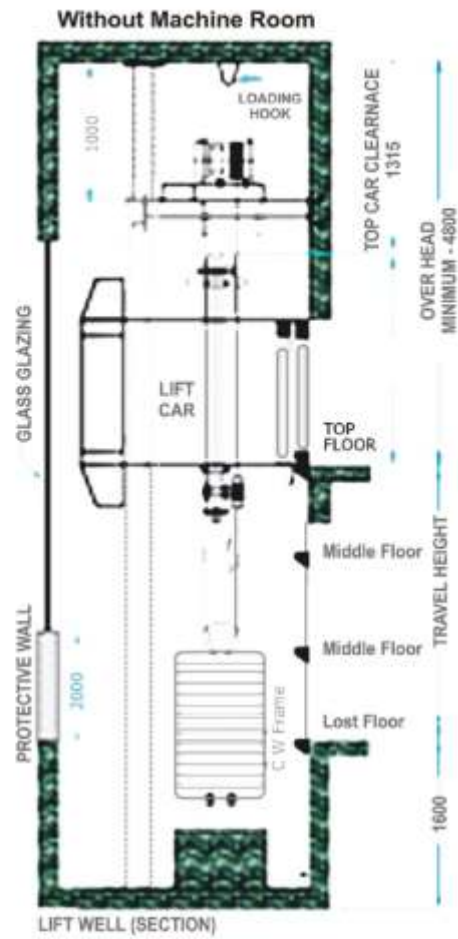
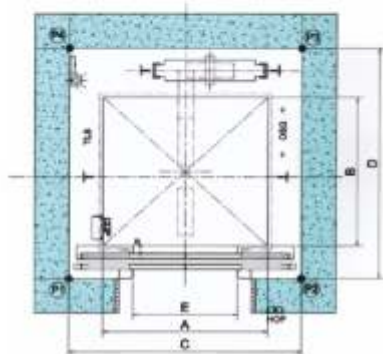
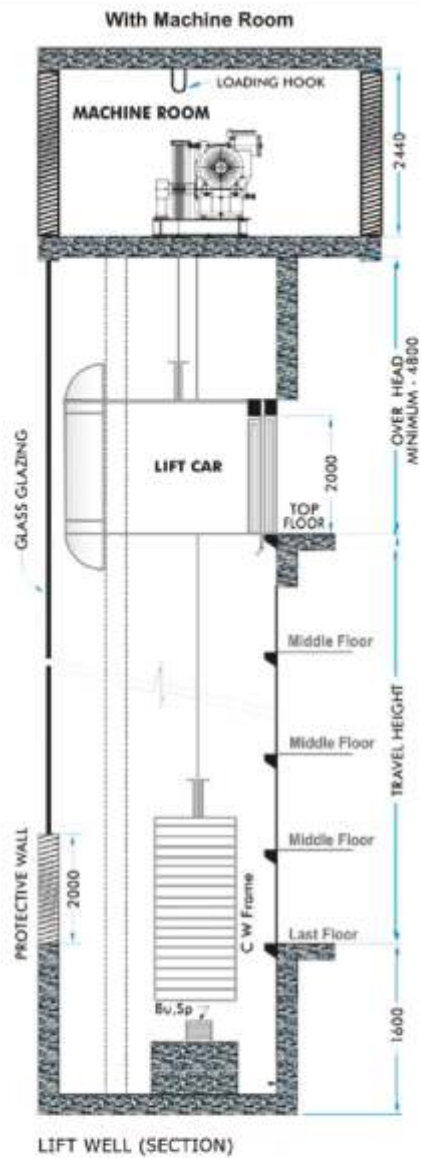
Speed (MPS)	Pit Depth	Overhead
Upto 1.50	1600	4800
Over 1.50 upto 2.5	2600	5700
Over 2.5	2600	6700

\*\* All Hoisway walls should be minimum 230 Brick or 150 RCC.

\* All dimensions are in mm



# ELEVATOR PLAN



# TYPES OF ELEVATORS

**Passenger Elevators** – for smooth and comfortable personal transport in apartment buildings, commercial complexes, hotels, shopping malls and other multistoried structures.

---



**Hydraulic Elevators** – the ideal home and office elevators for personalized transport in short haul private spaces. Capsule Elevators – the stylish option for interior mobility sporting aesthetic design to match the overall ambience of your building.

---



**Hospital Elevators** – specially designed to meet the needs of hospitals with space for carrying stretchers for moving patients.

---



**Capsule Elevators** – Capsule elevators can be the gem of prestigious buildings and architectural marvels. They enhance the look and appeal of the structure and its design, features and options serve optimum transition comfort between floors.

---



**Goods Elevators** – service elevators for installation in factories, warehouses and commercial buildings for the bulk transportation of cargo.

---





## Our Prestigious Customers

1. Dr. Ambedkar Institute of Technology, Nagarabavi, Bangalore
2. Oxford Group of Educational Institutions, Bangalore
3. Dr. Ambedkar Multi-speciality Hospital, Malleshwaram, Bangalore
4. Leelavatti Hospital, Chamrajpete, Bangalore
5. NU Hospital, Shimoga
6. Dakshina Mantralaya, Chennai
7. Nanjanagudu Sri Ragahvendra Swami Mutt, Jayanagar, Bangalore
8. Geleyara Balaga Club, NR Pura, Chikmangalore
9. Prestige Augusta Golf Village, Bangalore
10. Creator Designs & Constructions, BHEL Layout, Bangalore
11. FOBS Architects, Bangalore
12. Nissan show Room, Bangalore
13. Sapthagiri Suzuki Showroom, Mathikere, Bangalore
14. Dr. B. Shyamsunder Shetty Bantara Bahvana, Davangere
15. Roshini Constructions, Chandra Layout, Bangalore



- 📍 # 12, Mayur Heights, 3rd Floor, 3rd Block, Nagarabhavi, 2nd Stage,  
Outer Ring Road, Bengaluru, Karnataka-560072
- 📞 +91 99000 64594 📞 +91 9845788657
- ✉️ siliconelevator@yahoo.com
- 🌐 www.siliconelevator.in

